

**AQ** | Aqua**FLOW**

600L WASTEWATER DUAL PUMP STATION  
82633



## AQUAFLOW 600L DUAL WASTEWATER PUMP STATION 1L@6M/S

**PRODUCT CODE:**  
82633

**PUMP CODE:**  
82173 - LiL Rippa 100

**FEATURES:**

- / Australian made
- / 250L,450L,600L inlet capacity
- / Lightweight & small footprint
- / Pre-plumbed ready for installation
- / Anti-buoyancy and self-anchoring design
- / Oil encased motor for heat dissipation
- / IP54 or IP56 rated controller
- / Pre-installed nylon pump lifts for safe and ease of maintenance
- / Ideal for stormwater and grey water applications
- / Low noise operation

**DIMENSIONS:**

1200mm H x 1150mm W

**WEIGHT:**

Pump Station Complete: 85kg  
Controller: 10kg

**MATERIAL:**

PE Low/Medium Density

**APPLICATIONS:**

Single Dwellings  
Houses  
Pump-away applications  
Basement pump-away  
Civil developments  
Residential apartments  
Industrial complexes  
Garage and sheds

**COMPLIANCES:**

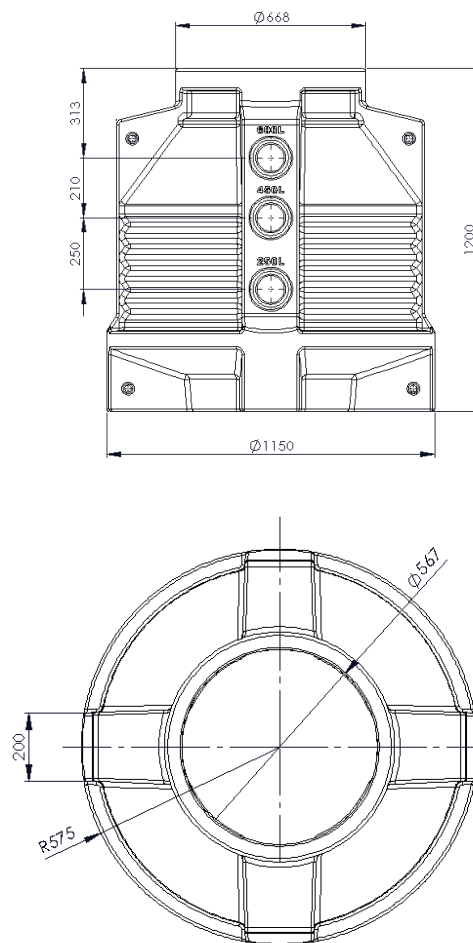
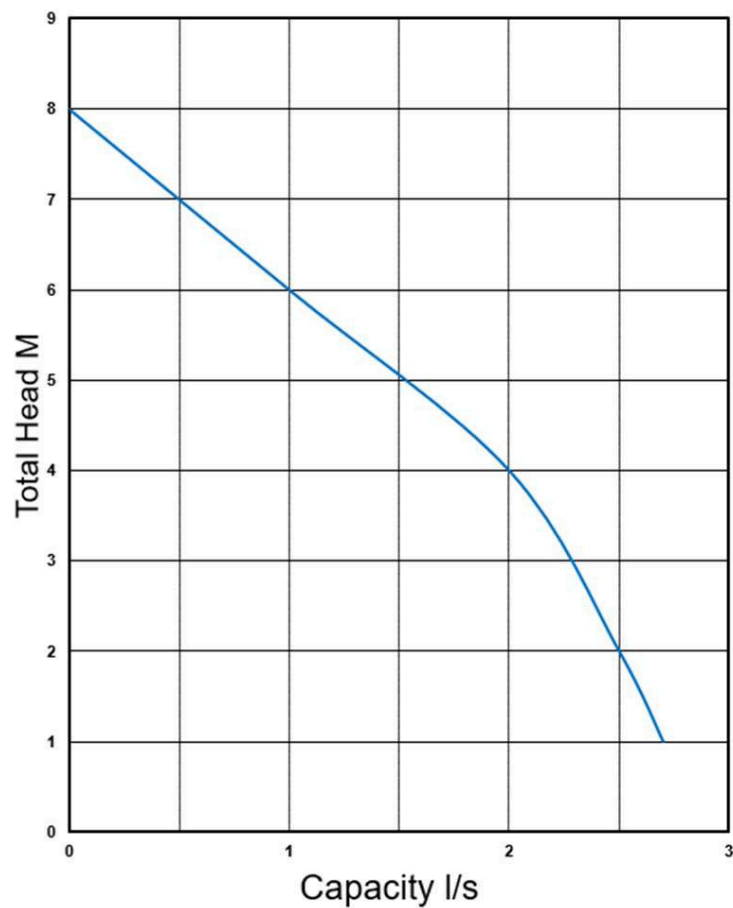
AS/NZS 1546.1.2008 Certified  
Regulatory compliance mark (RCM approved)  
IP 54 & IP56 rated Ingress Protection Controller  
IP68 rated Ingress protection pumps

**WARRANTY:**


- 15 years on pump well
- 5 years on polymer cover
- 2 years on pump, parts and labour

*Given that the pumps fitted to the system are submersible, the system will hold approximately 150 liters of fluid at all times. This ensures that the pump remains below the water level to prevent corrosion.*





Front View



Back View



Side View

Mounting Holes  
(20mm from each edge)