

EASYDRAIN STANDARD | EASYDRAIN COMPACT | EASYDRAIN EDGE  
DURADRAIN | FLO-WAY & RAINWATER



# EVERHARD SURFACE WATER DRAINAGE

Australian made, eco-friendly drainage solutions for the home

# SELECTING THE SYSTEM THAT'S RIGHT FOR YOU

EasyDRAIN  
STANDARD

EasyDRAIN  
COMPACT

EasyDRAIN  
EDGE

DuraDRAIN

Flo-way &  
Rainwater

Everhard's extensive range of surface water drainage systems are designed for various residential & commercial outdoor drainage projects and made to withstand Australia's harsh weather and environmental conditions. Surface water drainage is essentially the removal of excess water from the surface and into a drainage system in a controlled manner, as quickly and effectively as possible.

## WHAT ARE THE DIFFERENT SYSTEMS?

### EasyDRAIN STANDARD

- / 100mm internal channel depth profile is suitable for medium to high rainwater levels and water flow
- / Made in Australia and manufactured from 100% recycled polymer
- / Comes complete with a range of galvanised steel, stainless steel and polymer grate options - See Grate Guide for complete list

### EasyDRAIN COMPACT

- / 80mm internal channel depth profile makes for easy installation and is suitable for areas with medium to low rainfall and water flow
- / Comes complete with heel-friendly grates. Available in black polymer or galvanised steel
- / Ideal for walkways, landscaped areas, patios and gardens

### EasyDRAIN EDGE

- / Architectural slot drainage design - only 20mm visible
- / Made in Australia and manufactured from 100% recycled polymer
- / Installed under the surface for invisible look
- / Ideal for coastal areas, around swimming pools, patios and decking

### DuraDRAIN

- / 150mm and 200mm internal channel width profiles available, suitable for high rainfall water flow areas
- / Available with Class B and Class D grates for vehicle traffic, car parks and driveways
- / Can be used for residential and commercial purposes

### Flo-way & Rainwater

- / Range of shallow and deep pits for surface water collection
- / Leaf and debris catchment accessories available
- / Integrates with any of the EasyDRAIN ranges

## CHANNEL COMPARISONS

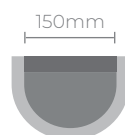
EasyDRAIN Compact



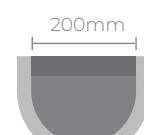
EasyDRAIN Standard  
EasyDRAIN Edge



DuraDRAIN 150



DuraDRAIN 200



























## HANDY HINT

Before selecting drainage, consider how much water will go into it and what it will be exposed to

## EASYDRAIN GRATE GUIDE

MATERIAL	FEATURES	CHANNEL	CORNER	TEE	SLIM PIT
STANDARD BLACK POLYMER	<ul style="list-style-type: none"> <li>Made in Australia, manufactured from 100% recycled polymer</li> <li>Suitable for: residential driveways, pathways, gardens and any salt affected areas (pools, coastal areas)</li> <li>Flow rate: 417L/min/metre*</li> </ul>				
HEEL FRIENDLY BLACK POLYMER	<ul style="list-style-type: none"> <li>Made in Australia, manufactured from 100% recycled polymer</li> <li>Suitable for: residential driveways, pathways, gardens, pedestrian areas and any salt affected areas (pools, coastal areas)</li> <li>Flow rate: 175L/min/metre*</li> <li>Adheres to industry standard - AS1428 designed for access and mobility</li> </ul>				
EDGE BLACK POLYMER	<ul style="list-style-type: none"> <li>Made in Australia, manufactured from 100% recycled polymer</li> <li>Suitable for: residential driveways, pathways, gardens, pedestrian areas and any salt affected areas (pools, coastal areas)</li> <li>Flow rate: 149L/min/metre*</li> <li>Adheres to industry standard - AS1428 designed for access and mobility</li> </ul>				
PRESSED GALVANISED STEEL	<ul style="list-style-type: none"> <li>Suitable for: residential driveways** and pathways</li> <li>Not Suitable for: salt and chemical affected areas (pool, coastal areas)</li> <li>Flow rate: 230L/min/metre*</li> </ul>				
PRESSED STAINLESS STEEL	<ul style="list-style-type: none"> <li>Suitable for: residential driveways** and pathways</li> <li>Not Suitable for: salt and chemical affected areas (pool, coastal areas)</li> <li>Flow rate: 458L/min/metre*</li> </ul>				
EURODESIGN 316 STAINLESS STEEL	<ul style="list-style-type: none"> <li>Suitable for: residential driveways**, pathways, gardens, pedestrian areas and any salt affected areas (pools, coastal areas)</li> <li>Adheres to industry standard - AS1428 designed for access and mobility</li> </ul>				
GALVANISED ROUND BAR	<ul style="list-style-type: none"> <li>Suitable for: residential driveways and pathways</li> <li>Not Suitable for: salt and chemical affected areas (pool, coastal areas)</li> <li>Adheres to industry standard - AS1428 designed for access and mobility</li> </ul>				

EasyDRAIN Grates are the only ones interchangeable - these grates will not suit TechnoDRAIN or EvoMAX

\*This all depends on a heap of different variables, but if we make a like-for-like comparison assuming a 1 in 200 site gradient and catchment area of 250m²

\*\*Flat upper surface of metal grates may show signs of slight indentation over time if used in a driveway






## A GUIDE TO

# EasyDRAIN STANDARD

Specifications, Features and Benefits

EasyDRAIN Standard is a click together drainage system designed for outdoor applications, medium to high rainfall areas and areas with a medium to high water flow. With an internal channel depth of 100mm and components to suit various configurations, ensures the system can effectively hold and distribute water efficiently throughout the drainage system.

## EASYDRAIN STANDARD INSTALLED



## Features and Benefits

- / All channels and polymer grates are made in Australia and manufactured from 100% recycled polymer
- / The largest of the EasyDRAIN Ranges - available in polymer, pressed galvanised steel, pressed stainless steel, Eurodesign 316 stainless steel and galvanised round bar grates.
- / All grates are interchangeable with any of the EasyDRAIN channels
- / Ideal for medium to high water flow and rainfall applications
- / Designed to fit any project, including common applications - residential driveways, swimming pools (polymer or eurodesign grates), patios, landscaped areas, walkways, outdoor entertaining areas and balconies.
- / Channel is moulded with bottom outlets that connect to 75mm, 90mm or 100mm PVC pipes
- / Once correctly installed in concrete, polymer and galvanised round bar grates are rated to 1.5 tonne wheel loads

## HANDY HINT

You'll need a converter to connect two male channel ends together or connect a corner to a male end of channel

Pictured: 83300

### A GUIDE TO

## EasyDRAIN STANDARD

### Specifications, Features and Benefits

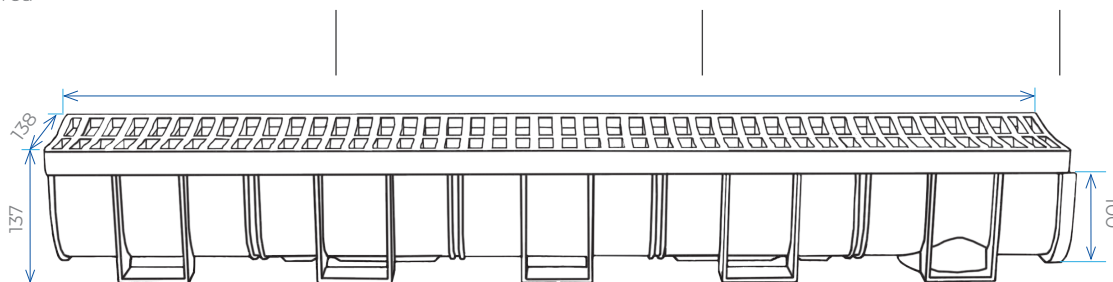
#### CHANNEL & GRATE

Available in 1m and 3m lengths. Collects and distributes water away from around the area

- Available in a range of grate options in Polymer, Galvanised Steel and Stainless Steel

- Comes in 1 metre and 3 metre lengths. Easily join together and with other components by simply clicking together

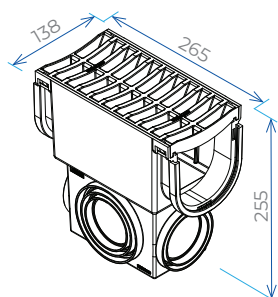
- 100mm profile to capture large volume of water flow - ideal for heavy rainfall areas



- 200mm paver-length segments moulded into channel, allowing for easy cutting and rejoining with converter

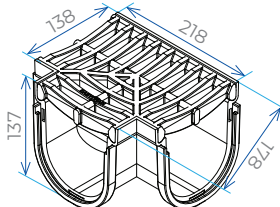
- Black polymer channel and grate made from tough, recycled UV stabilised polymer - ideal for driveways and all outdoor areas

- Connects to 75mm, 90mm and 100mm pvc pipe



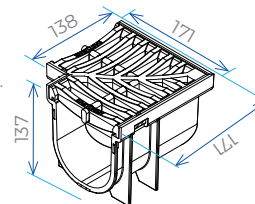
#### SLIM PIT

Allows seamless connection to 75mm, 90mm and 100mm pvc stormwater pipe. Connects to the EasyDRAIN Channel



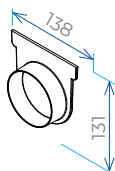
#### TEE PIECE

Allows for easy change of direction. Connects to the EasyDRAIN Channel



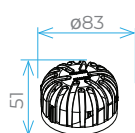
#### CORNER

Allows for easy change of direction. Connects to the EasyDRAIN Channel



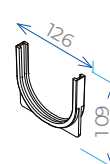
#### END CAP

Provides a finishing point at the end of the EasyDRAIN Channel. Also allows for stormwater connection at the end of the EasyDRAIN Channel



#### LEAF DOME

Provides a barrier against leaves and other debris from entering waterways. Suitable for all ranges



#### CONVERTER

Acts as a joiner between cut ends of EasyDRAIN channel by converting a male end into a female end

Note: All measurements are in millimetres. Dimensions may vary due to the nature of polymer





## A GUIDE TO EasyDRAIN COMPACT

### Specifications, Features and Benefits

EasyDRAIN Compact is a shallow click together drainage system designed for outdoor applications, medium to low rainfall areas and areas with a medium to low water flow. With an internal channel depth of 80mm and components to suit various configurations, ensures the system can effectively hold and distribute water efficiently throughout the drainage system

## EASYDRAIN COMPACT INSTALLED



Channel & Grate combined options:



## Features and Benefits

- / All channels and polymer grates are made in Australia and manufactured from 100% recycled polymer
- / Available in heel friendly polymer and galvanised stainless steel
- / All grates are interchangeable with any of the EasyDRAIN channels
- / Ideal for medium to low water flow and rainfall applications
- / Designed to most projects, including common applications - swimming pools, patios, landscaped areas, walkways, outdoor entertaining areas and balconies.
- / Channel is moulded with bottom outlets that connect to 75mm, 90mm or 100mm PVC pipes
- / Designed for access and mobility, heel friendly grate adheres to industry standards AS1428 whilst having gaps of less than 10mm



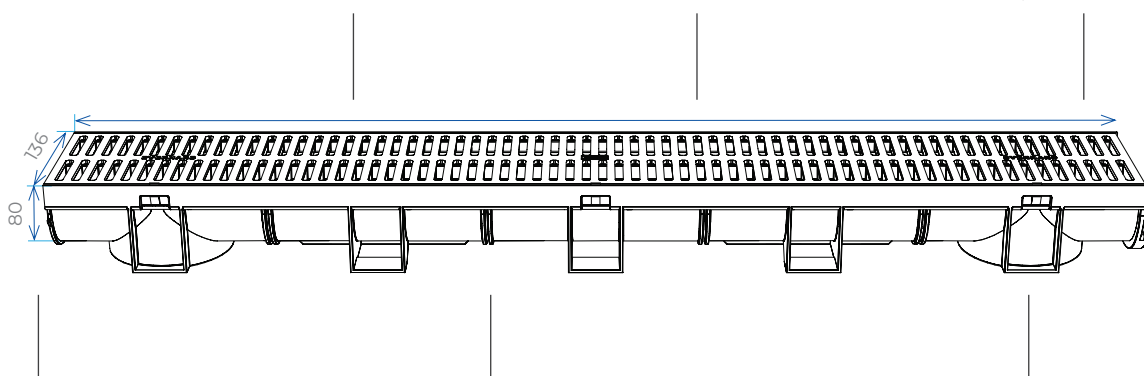
Pictured: 83500

Our EasyDRAIN COMPACT system is the only complete system in the market with a shallow 80mm profile, making it ideal for low rainfall and low water flow areas

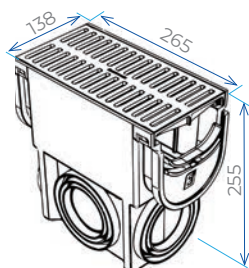
#### COMPACT CHANNEL & GRATE

Available in 1m and 3m lengths. Collects and distributes water away from areas around the home

- Comes standard with heel friendly grate options in black polymer and galvanised steel
- Comes in 1 metre and 3 metre lengths that easily join together and with other components by simply clicking together
- Black polymer grate and channel made from tough, recycled UV stabilised polymer - ideal around swimming pools and in coastal areas

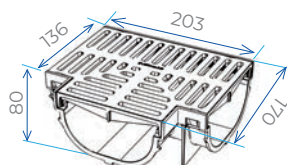


- Shallow 80mm profile allows for quick installation - ideal for low rainfall areas
- 200mm paver-length segments moulded into channel, allowing for easy cutting and rejoining with converter
- Connects to 75mm, 90mm and 100mm pvc pipe



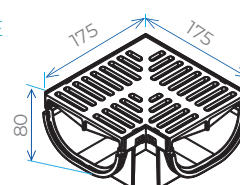
#### COMPACT SLIM PIT

Allows seamless connection to 75mm, 90mm and 100mm pvc stormwater pipe. Connects to the EasyDRAIN Compact Channel



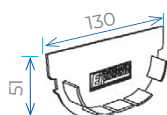
#### COMPACT TEE PIECE

Allows for an easy change of direction. Connects to the EasyDRAIN Compact Channel



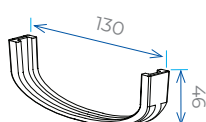
#### COMPACT CORNER

Allows for an easy change of direction. Connects to the EasyDRAIN™ Compact Channel



#### COMPACT END CAP

Provides a finishing point at the end of the EasyDRAIN Compact Channel



#### COMPACT CONVERTER

Acts as a joiner between cut ends of EasyDRAIN Compact Channel by converting a male end into a female end

#### HANDY HINT

Galvanised grates are not suitable around swimming pools or environments affected by salt water

Note: All measurements are in millimetres. Dimensions may vary due to the nature of polymer





## A GUIDE TO

# EasyDRAIN EDGE

## Specifications, Features and Benefits

EasyDRAIN Edge is an architectural and sustainable drainage system that is installed completely underground revealing a small 20mm slot of complete water capture. The system creates new landscaping opportunities for areas such as patios and swimming pools without compromising on water collection needs. Edge has been tested to handle a water flow of 149L per metre per minute.

## EASYDRAIN EDGE INSTALLED



### All you see from the surface!

- 20mm slot
- no visible grate
- installed under tiles

## Features and Benefits

- / All channels and polymer grates are Made in Australia and manufactured from 100% recycled polymer
- / Available in heel friendly polymer and galvanised stainless steel
- / All grates are interchangeable with any of the EasyDRAIN channels
- / Ideal for medium to low water flow and rainfall applications
- / Architectural drainage that is best suitable to areas where aesthetics are important, including: around swimming pools, patios and outdoor entertaining areas
- / Channel is moulded with bottom outlets that connect to 75mm, 90mm or 100mm PVC pipes
- / Designed for access and mobility, adheres to industry standards AS1428 when using the heel friendly insert





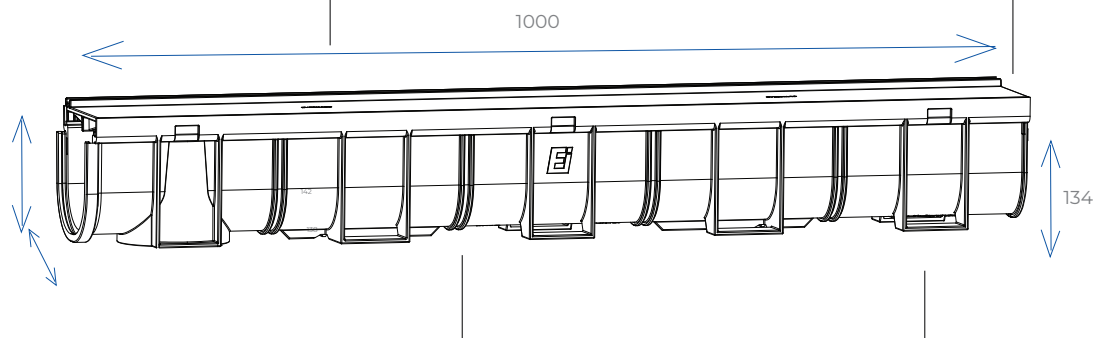
## A GUIDE TO EasyDRAIN EDGE

## Specifications, Features and Benefits

### EDGE CHANNEL & GRATE

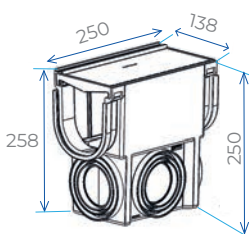
- 20mm opening is the only visible part of the drainage once installed

- Black polymer grate and channel made from tough, recycled UV stabilised polymer - ideal around swimming pools and in coastal areas



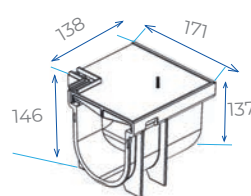
- 200mm paver-length segments moulded into channel, allowing for easy cutting and rejoining with converter

- Connects to 75mm, 90mm and 100mm pvc pipe



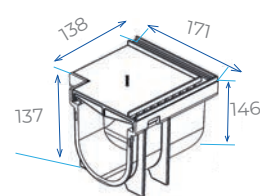
### EDGE ACCESS PIT

Allows seamless connection to 75mm, 90mm and 100mm pvc stormwater pipe. Connects to the EasyDRAIN Edge Channel



### EDGE INTERNAL CORNER & GRATE

Allows for an easy change of direction. Connects to the EasyDRAIN Edge Channel




### EDGE EXTERNAL CORNER & GRATE

Allows for an easy change of direction. Connects to the EasyDRAIN Edge Channel

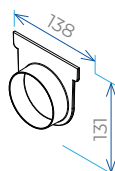
### EDGE HEEL FRIENDLY INSERT

Placing into the 20mm opening, allows the drainage to be heel and wheelchair friendly



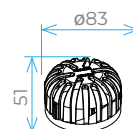
### END CAP

Provides a finishing point at the end of the EasyDRAIN Channel. Also allows for stormwater connection at the end of the EasyDRAIN Channel



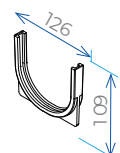
### LEAF DOME

Provides a barrier against leaves and other debris from entering waterways. Suitable for all ranges



### CONVERTER

Acts as a joiner between cut ends of EasyDRAIN channel by converting a male end into a female end



Note: All measurements are in millimetres. Dimensions may vary due to the nature of polymer




## A GUIDE TO DuraDRAIN

### Specifications, Features and Benefits

DuraDRAIN drainage systems are built for driveways and parking lots which support areas of light vehicle traffic - up to Class D and making it a suitable drainage system for commercial car parks and unloading areas for heavy motor vehicles.

## DuraDRAIN INSTALLED



### Features and Benefits

- / Made from durable, 100% recycled polymer material
- / Strong, unbreakable and shock resistant
- / Resists a wide range of acids, salts and hydrocarbons - DuraDRAIN can be used in chemical plants, workshops and service stations
- / Ideal for high water flow and rain flow areas
- / With a coefficient high flow rate, the DuraDRAIN surface does not obstruct the flow of water and reduces the deposit of aggregates
- / Channel is moulded with bottom outlets that connect to 110mm PVC pipes
- / available with Class B grates and Class D grates





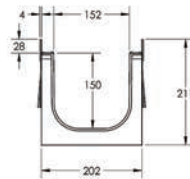
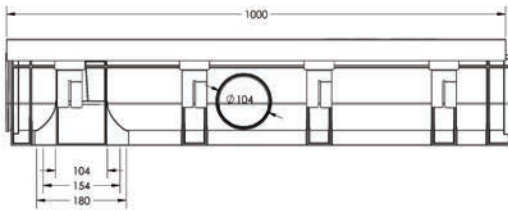
Pictured: 81601

## A GUIDE TO DuraDRAIN

## Specifications, Features and Benefits

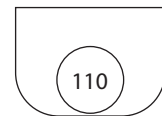
### DuraDRAIN CHANNEL & GRATE - 150H

- Ideal for commercial and residential use with high water flow



- Strong, unbreakable and shock-resistant

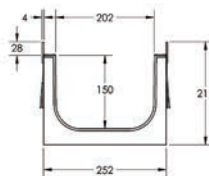
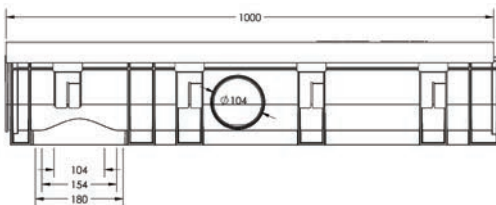
### DuraDRAIN END CAP



- Available in 150H or 250H
- Provides an end point for the drainage, comes with 110mm pre-shaped outlet for seamless connection to stormwater pipes

### DuraDRAIN CHANNEL & GRATE - 200H

- Ideal for commercial and residential use with high water flow



- Strong, unbreakable and shock-resistant

Note: All measurements are in millimetres. Dimensions may vary due to the nature of polymer





## A GUIDE TO

# Flo-way & Rainwater Pits & Grates


Specifications, Features and Benefits

Flo-way and Rainwater Pits are designed for use under garden taps, downpipes or any location where surface water collects however is not exposed to vehicle traffic. Everhard's pits are designed to suit 90mm or 100mm PVC pipes with additional components in the range to help secure the stormwater connection points and accessories that catch debris ensuring it won't end up in waterways or block the drainage system.

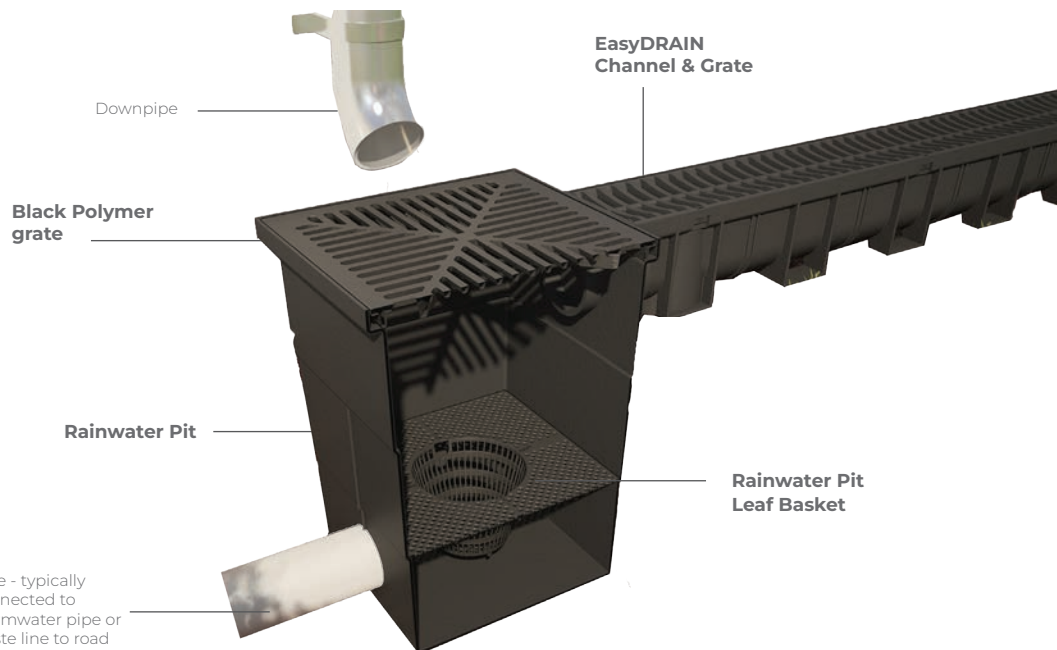
## RAINWATER PIT INSTALLED

The way the Rainwater Pit connects to the EasyDRAIN Channel and Grate, connected pipe and sits under the downpipe from the roof gutter, would work the same as using a Flo-way. It simply has a smaller capacity to hold rainwater/overflow.

Grate Options:



Pipe - typically connected to stormwater pipe or waste line to road



## Features and Benefits

- ✓ The Flo-way Pit square trap design funnels rainwater directly into a connected stormwater pipe
- ✓ Flo-way Pits come complete with grate, available in a range of materials
- ✓ Rainwater Pits are designed as a drainage collection point by itself or for connection to the EasyDRAIN Channel and Grate System
- ✓ Rainwater Pits and Grates come separately or complete with black polymer or aluminium grate
- ✓ Easy to install into any domestic or non traffic-able application
- ✓ Suits 90mm or 100mm PVC Pipe
- ✓ Made from UV stabilised polymer material
- ✓ Black polymer is made from 100% recycled plastic
- ✓ Polymer pits and black polymer grates are made in Australia



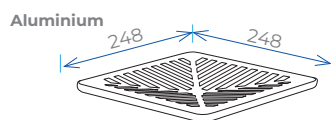
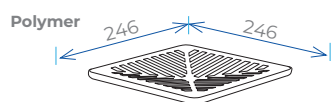
## HANDY HINT

Where rainwater pits are connecting to a stormwater pipe, we recommend using a Pit Boss for seamless connection

Pictured: 84767

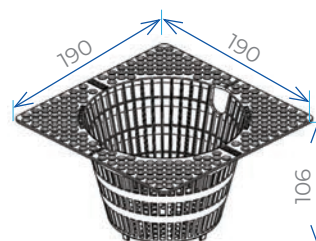
# A GUIDE TO Flo-way™ / Rainwater Pits & Grates

Specifications, Features and Benefits



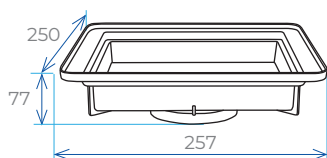
### PIT GRATES

Sits on top of a Rainwater Pit or Flo-way Pit to allow water to drain into pit. Grates can be purchased complete with Flo-way Pit or separately for Rainwater Pit



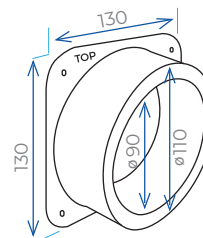
### LEAF BASKET

Fits Rainwater Pit and assists flow of surface water by providing a barrier against leaves and other debris entering the waterways



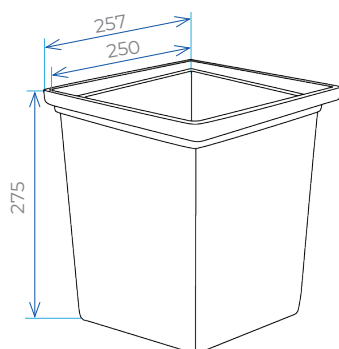
### FLO-WAY PIT

Square trap design funnels rainwater directly into a connected stormwater pipe. Suits 90mm or 100mm PVC pipe



### PIT BOSS

Creates a pipe connection to pits, reducing issues caused by subsidence of the ground or improper installation connections. Assists in maintaining the fall of the pipework into the pit



### RAINWATER PIT

Designed as a drainage collection point by itself or for connection to the EasyDRAIN Channel and Grate system

## Rainwater & Flo-way Grate Options

All grates are available on their own or as a complete unit with the Flo-way or Rainwater Pit. It is best to consider your application of where and how the pit will be used before selecting a grate to ensure it will be appropriate for the chosen application.




Black Polymer



Grey Polymer



Aluminium



EURODESIGN 316  
Stainless Steel

Note: All measurements are in millimetres. Dimensions may vary due to the nature of polymer



# THE COMPLETE SURFACE WATER DRAINAGE SYSTEM



The above imagery uses EasyDRAIN Standard and Rainwater Pits to show how they interact together. This is not a typical configuration that would be installed. EasyDRAIN Standard, Compact and Edge all interact with the Flo-way and Rainwater pits in similar configurations. The only product line this doesn't apply to is TechnoDRAIN & EvoMAX.

For more examples of drainage configurations please check [everhard.com.au](http://everhard.com.au) or email [info@everhard.com.au](mailto:info@everhard.com.au)

**Are you a specifier?** All of our products come with spec sheets found on our website. If you are after Revit files or additional information, contact us at [marketing@everhard.com.au](mailto:marketing@everhard.com.au)

EasyDRAIN  
STANDARD

EasyDRAIN  
COMPACT

EasyDRAIN  
EDGE

DuraDRAIN

Flo-way &  
Rainwater



# PRODUCT LIST

## EasyDRAIN STANDARD

Product Description	EI Code	Length	Width	Height
1M Channel with Black Polymer Grate	83300	1000mm	138mm	137mm
3M Channel with Black Polymer Grate	83390	3000mm	138mm	137mm
Corner with Black Polymer Grate	83330	171mm	171mm	137mm
Tee Piece with Black Polymer Grate	83400	218mm	178mm	137mm
Slim Pit with Black Polymer Grate	83800	265mm	138mm	255mm
1M Channel with Pressed Galvanised Steel Grate	83432	1000mm	138mm	137mm
3M Channel with Pressed Galvanised Steel Grate	83433	3000mm	138mm	137mm
Corner with Pressed Galvanised Steel Grate	83338	171mm	171mm	137mm
Tee with Pressed Galvanised Steel Grate	83900	218mm	178mm	137mm
Slim Pit with Pressed Galvanised Steel Grate	83802	265mm	138mm	255mm
1M Channel with Pressed Stainless Steel Grate	83303	1000mm	138mm	137mm
3M Channel with Pressed Stainless Steel Grate	83393	3000mm	138mm	137mm
Corner with Pressed Stainless Steel Grate	83333	171mm	171mm	137mm
Tee with Pressed Stainless Steel Grate	83901	218mm	178mm	137mm
Slim Pit with Pressed Stainless Steel Grate	83801	265mm	138mm	255mm
1M Channel with Galvanised Round Bar Grate	83307	1000mm	138mm	137mm
1M Channel with EURODESIGN Stainless Steel Grate	83308	1000mm	138mm	137mm
1M Channel with EURODESIGN Stainless Steel A/V Grate	83309	1000mm	138mm	137mm
Corner with EURODESIGN Stainless Steel Grate	83335	171mm	171mm	137mm
Standard Black Polymer End Cap	83360		138mm	131mm
Standard Black Polymer Converter	83370		126mm	109mm
Standard Black Polymer Leaf Dome	84040		83mm	51mm

## EasyDRAIN COMPACT

Product Description	EI Code	Length	Width	Height
1M Channel with Black Polymer Heel Friendly Grate	83500	1000mm	136mm	80mm
3M Channel with Black Polymer Heel Friendly Grate	83530	3000mm	136mm	80mm
Corner with Black Polymer Heel Friendly Grate	83600	175mm	175mm	80mm
Tee with Black Polymer Heel Friendly Grate	83550	203mm	170mm	80mm
Slim Pit with Black Polymer Heel Friendly Grate	83540	265mm	138mm	255mm
1M Channel with Pressed Galvanised Steel Grate	83501	1000mm	136mm	80mm
Corner with Pressed Galvanised Steel Grate	83601	175mm	175mm	80mm
Tee Piece with Pressed Galvanised Grate	83550G	203mm	170mm	80mm
Slim Pit with Pressed Galvanised Steel Grate	83540G	265mm	138mm	255mm
Compact Black Polymer End Cap	83700		130mm	51mm
Compact Black Polymer Converter	83701		130mm	46mm

# PRODUCT VARIATION INFORMATION

## EasyDRAIN Edge

Product Description	EI Code	Length	Width	Height
1M Channel with Edge Grate	83210	1000mm	138mm	142mm
Internal Corner & Grate	83220	171mm	138mm	146mm
External Corner & Grate	83225	171mm	138mm	146mm
Access Pit & Grate	83215	250mm	138mm	258mm
Heel Friendly Insert (4 pack)	83230	250mm	19mm	56mm

## DuraDRAIN

Product Description	EI Code	Length	Width	Height
DuraDRAIN 150 Channel with Galvanised Steel Class B Grate	81601	1000mm	202mm	211mm
DuraDRAIN 150 Channel with Galvanised Steel Heelsafe Class B Grate	81602	1000mm	202mm	211mm
DuraDRAIN 150 Channel with Ductile Iron Class D Grate	81603	1000mm	202mm	211mm
DuraDRAIN 200 Channel with Galvanised Steel Class B Grate	81651	1000mm	252mm	211mm
DuraDRAIN 200 Channel with Galvanised Steel Heelsafe Class B Grate	81652	1000mm	252mm	211mm
DuraDRAIN 200 Channel with Ductile Iron Class D Grate	81653	500mm	252mm	211mm
DuraDRAIN 150 End Cap	81615	165mm	57mm	156mm
DuraDRAIN 200 End Cap	81665	215mm	57mm	156mm

## Flo-way/ Rainwater Pits & Grates

Product Description	EI Code	Length	Width	Depth
Flo-way with Grey Polymer Grate	84756	257mm	257mm	77mm
Flo-way with Aluminium Polymer Grate	84762	257mm	257mm	77mm
Flo-way with EURODESIGN Stainless Steel Grate	84744	257mm	257mm	77mm
Flo-way with EURODESIGN Stainless Steel A/V Grate	84745	257mm	257mm	77mm
Rainwater Pit Case Only	84825	257mm	257mm	275mm
Rainwater Pit with Aluminium Grate	84768	257mm	257mm	275mm
Rainwater Pit with EURODESIGN Stainless Steel Grate	84777	257mm	257mm	275mm
Rainwater Pit with EURODESIGN Stainless Steel A/V Grate	84778	257mm	257mm	275mm
Flo-way/ Rainwater Black Polymer Grate Only	81010	246mm	246mm	20mm
Flo-way/ Rainwater Grey Polymer Grate Only	84830	246mm	246mm	20mm
Flo-way/ Rainwater Aluminium Grate Only	21330	248mm	248mm	20mm
Flo-way/ Rainwater EURODESIGN Stainless Steel Grate Only	97844	248mm	248mm	20mm
Flo-way/ Rainwater EURODESIGN Stainless Steel A/V Grate Only	97845	248mm	248mm	20mm





## BRANCHES

### Head Office

454 Newman Road  
Geebung QLD 4034  
(07) 3637 6444

### Cairns

55 Supply Road  
Bentley Park QLD 4869  
(07) 4031 3558

### Sydney

464 Victoria Street  
Wetherill Park NSW 2164  
(02) 8711 1111

### Melbourne

11-13 Claredale Road  
Dandenong VIC 3175  
(03) 9771 7344

### Perth

28 Haydock Street  
Forrestdale WA 6112  
(08) 9417 8222

## AGENTS

### Wholesale Products

2B Knoll Street  
Glenorchy TAS 7010  
(03)6273 3455

### RD Agencies SA & NT

Unit 5/8 Lindsay Road  
Lonsdale SA 5160  
(08)8387 7344

For complete warranty information or standards applicable to any of our products, please contact 13 19 26 or email [info@everhard.com.au](mailto:info@everhard.com.au). Visit [everhard.com.au](http://everhard.com.au) for the latest product updates, news and releases.

All measurements throughout this brochure are in millimetres and are solely for reference purposes. Any changes resulting from technical advance of design may be made without prior notice. Always refer to the physical product and instructions before installing. While every care has been exercised in compiling and publishing the information contained in these pages, Everhard accepts no responsibility for errors or omissions and all information is believed to be correct at the time of printing. Everhard reserves the right to delete or alter items without notice. Appliances are for display purposes only. Colours have been reproduced with as much accuracy as possible. Styles, sizes and colours may vary.

Everhard Industries Pty Ltd  
ABN 41 009 690 859

November 2021 | Version 004