

EasyDRAIN™ STANDARD



SPEC PACK

EasyDRAIN Standard Channel & Grate

Available in a range of different grate options

Suitable for most residential common drainage applications, making EasyDRAIN a household standard in surface water drainage.

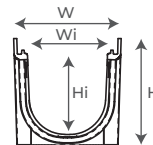
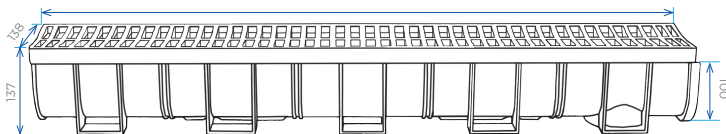
100MM
PROFILE

EASYDRAIN STANDARD CHANNEL & GRATE COMPARISON CHART

MATERIAL	CODE	CLASS	WEIGHT	FLOW RATE*
100% Recycled Polymer	1m - 83300	A	2.70kg	417L/min/metre
	3m - 83390		7.90kg	
Galvanised Steel	1m - 83432	N/A	2.95kg	458L/min/metre
	3m - 83433		9.05kg	
Stainless Steel	1m - 83303	N/A	3.05kg	458L/min/metre
	3m - 83393		9.15kg	
Eurodesign	83308	A	7.08kg	
Galvanised Round Bar	83307	B	5.64kg	

*This all depends on a range of different variables, but if we make a like-for-like comparison assuming a 1 in 200 site gradient and catchment area of 250m²

SPECIFICATIONS - CHANNEL & GRATE



Length: 1m - 1000mm or 3m - 3000mm
Width: 138mm
Height: 137mm

W: 136mm
Wi: 110mm
H: 137mm
Hi: 100mm

If you are after Revit files or additional information, get in touch with us for more details: marketing@everhard.com.au

SUITABLE CHANNEL APPLICATIONS

Outdoor Areas
Driveways
High rainfall and waterflow areas
Gardens
Walkways
Residential Carparks



GRATE OPTIONS



Polymer



Heel Friendly Polymer



*Galvanised Steel



*Stainless Steel



Eurodesign 316 Stainless Steel



*Galvanised Round Bar

Note: *Asterisk labelled grates are not suitable for around swimming pools or areas subject to salt water environments such as coastal areas. Flat upper surface of metal grates may show signs of slight indentation over time if used in a driveway (excluding the Galvanised Round Bar).

5
YEARS

Polymer
Warranty

1
YEAR

Metal
Warranty

1.5
TONNES

All grates withstand
1.5 tonne wheel
loading

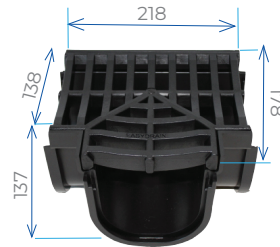
EasyDRAIN Stand- ard Components

EasyDRAIN Standard Tee Piece
Available in:



Allows for easy change of direction

218 L x 178 W x 137mm H | 0.66kg




*Polymer grate displayed

EasyDRAIN Standard Corner Piece
Available in:



Allows for easy change of direction

171 L x 171 W x 137mm H | 0.54kg



*Polymer grate displayed

EasyDRAIN Standard Slim Pit
Available in:



Collection point for debris that has
entered the drainage system

265 L x 138 W x 255mm H | 1.3kg

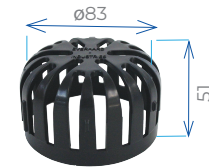


*Polymer grate displayed

EasyDRAIN Leaf Dome
EI Code: 84040

Provides a barrier against debris entering
the waterway

83 L x 83 W x 51mm H | 0.02kg



EasyDRAIN Standard End Cap
EI Code: 83360

Provides a finishing point at the end
of the EasyDRAIN channel

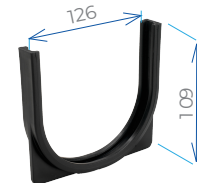
138 L x 20 W x 137mm H | 0.54kg



EasyDRAIN Standard Converter
EI Code: 83370

Acts as a joiner between cut ends of
EasyDRAIN channel

126 L x 15 W x 109mm H | 0.4kg



If you are after Revit files or additional information, get in touch
with us for more details: marketing@everhard.com.au