

FLO-WAY & RAINWATER PIT AND GRATES



ESTABLISHED
1926

SPEC PACK

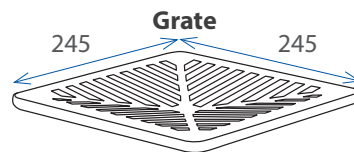
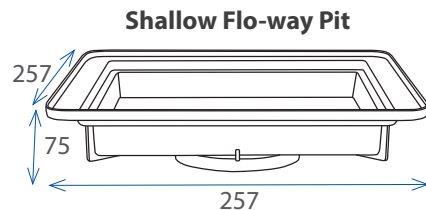
Flo-way Pit and Grates

Simple and innovative approach to solving drainage problems. Square trap design funnels rainwater directly into connected stormwater pipe.

Flo-way Pits suit 90mm or 1000mm PVC Pipe

SPECIFICATIONS - SHALLOW

Length: 257mm
Width: 257mm
Shallow Height: 75mm
Capacity: 1L



PRODUCT APPLICATIONS

Outdoor Areas
Driveways
High rainfall and waterflow areas
Gardens
Walkways
Residential Carparks



GRATE OPTIONS



Polymer



Grey
Polymer



Aluminium



EuroDesign
Stainless Steel

Grate options are available in complete units. They are also sold as separates - pit only and grate only.



Polymer
Warranty



Metal
Warranty

If you are after Revit files or additional information, get in touch with us for more details:
marketing@everhard.com.au

FLO-WAY & RAINWATER PIT AND GRATES



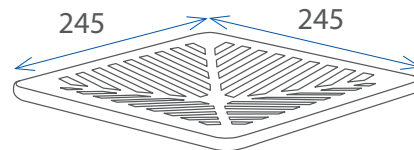
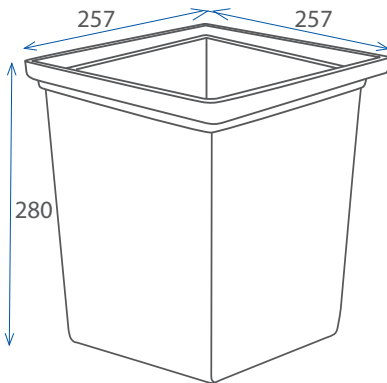
SPEC PACK

Rainwater Pit and Grates

Designed as a drainage collection point by itself or for connection to the EasyDRAIN Channel and Grate systems.

SPECIFICATIONS - PIT CASE ONLY

Length: 257mm
Width: 257mm
Height: 280mm
Capacity: 18L*



*minimum amount pit can hold, due to tapered design it will hold more than this literage

PRODUCT APPLICATIONS

Outdoor Areas
Driveways
High rainfall and waterflow areas
Gardens
Walkways
Residential Carparks



GRATE OPTIONS



Polymer



Grey
Polymer



Aluminium



EuroDesign
Stainless Steel

Grate options are available in complete units for both Deep and Shallow. They are also sold as separates - pit only and grate only.



Polymer
Warranty



Metal
Warranty

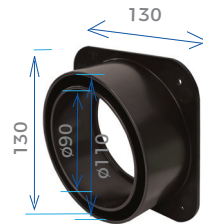
If you are after Revit files or additional information, get in touch with us for more details:
marketing@everhard.com.au

RAINWATER PIT Components

Pit Boss EI Code: 80080

Eliminates poor pipe connections to polypropylene pits due to subsidence of the ground or poor installation connections.

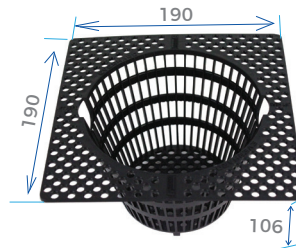
130 L x 130 W x 55mm H | 0.14kg



Rainwater Pit Leaf Basket EI Code: 84041

Assists the flow of surface water by providing a barrier against leaves and other debris entering the waterways.

257 L x 257 W x 77mm H | 0.08kg



If you are after Revit files or additional information, get in touch with us for more details:
marketing@everhard.com.au

