

Stormwater Series 900

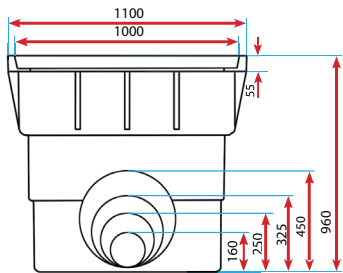
PIT AND GRATES



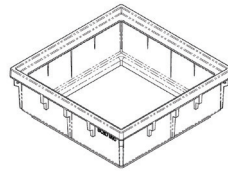
SPEC PACK

Stormwater Pit and Grates - Series 900

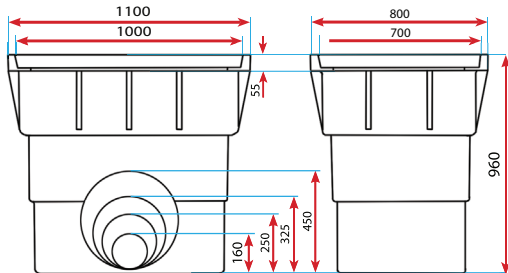
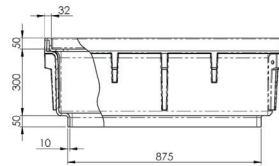
Designed as a drainage collection point by itself or for connection to the EasyDRAIN Channel and Grate systems.



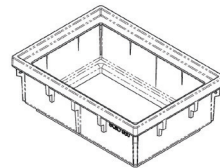
900 x 900 Stormwater Pit



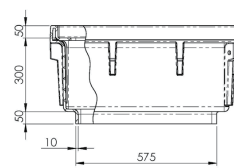
900 x 900 Stormwater Pit Riser



900 x 600 Stormwater Pit



900 x 600 Stormwater Pit Riser



EI CODE	CASE ONLY DESCRIPTION	KG's
97965	Series 900x900 Stormwater Pit Case only	43.0
97967	Series 900x600 Stormwater Pit Case only	30.0

PIT CAPACITY: 406L*

EI CODE	RISER DESCRIPTION	KG's
97966	Series 900x900 Stormwater Pit Riser	35.0
97968	Series 900x600 Stormwater Pit Riser	21.0

PIT CAPACITY: 624L*

PRODUCT APPLICATIONS

Outdoor Areas
Light Traffic Load (Class B)
High rainfall and waterflow areas
Gardens

GRATE OPTIONS



Galvanised Steel

Pits and Grates are available in complete units. They are also sold as separates - pit only and grate only. Grates for 900 series come in a Class B grate only



Polymer
Warranty



Metal
Warranty

*minimum capacity, due to the tapered nature of the pit, it will hold slightly more than the listed capacity

Stormwater Series 900


PIT AND GRATES



SPEC PACK

Stormwater Pit Grates- Series 900

EI CODE	PRODUCT DESCRIPTION	CLASS LOADING	CLEAR OPENING	FRAME SIZE	GRATE DEPTH	WEIGHT (KG)
15146	900 x 900 Class B XL Stormwater Pit Grate	B	910 x 910	1005 x 1005	50	74.0
15145	900 x 600 Class B XL Stormwater Pit Grate	B	910 x 610	1005 x 705	50	55.0



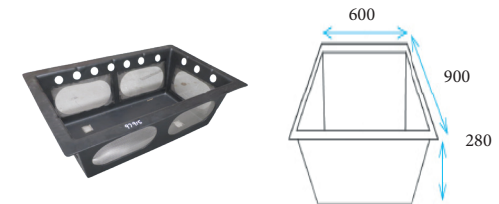
Stormwater Pit Accessories - Series 900

To get the most effective use out of your stormwater pit there is some suggested accessories that can be used to allow for seamless installs and waterflow. To find out more information on each particular accessory, please check the Everhard website product pages by search the code.

97915 - SQID 900 x 600 Stormwater Management Device


Guards against pollutants and other debris being washed into our oceans via our ecologically fragile rivers and streams. Pit Pollutant Traps can simply be fitted underneath the grate which will then hold it in place.

900 L x 600W x 280mm H | 8kg



97914 - SQID 900 x 900 Stormwater Management Device

900 L x (2x480)W x 280mm H | 13kg



80080 - Pit Boss

Eliminates poor pipe connections to polypropylene pits due to subsidence of the ground or poor installation connections.

130 L x 130 W x 55mm H | 0.14kg

