

Stormwater Series 450

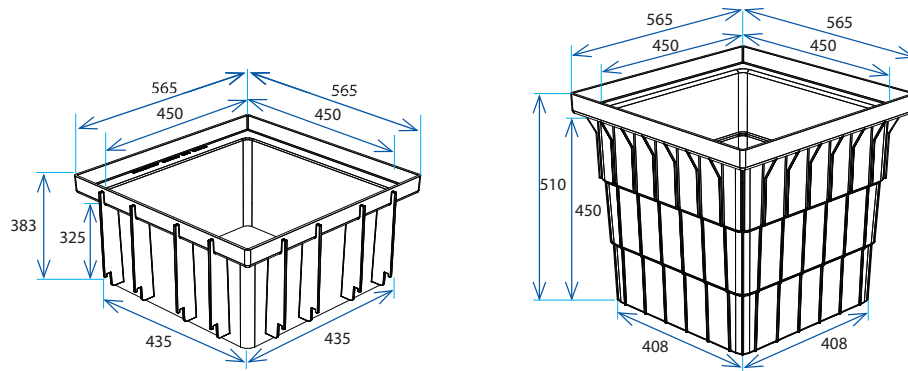
PIT AND GRATES



SPEC PACK

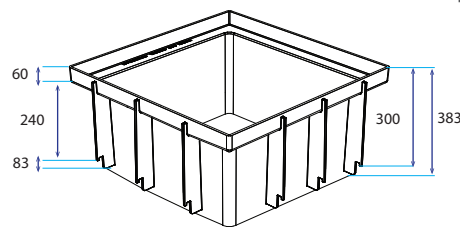
Stormwater Pit and Grates - Series 450

Designed as a drainage collection point by itself or for connection to the EasyDRAIN Channel and Grate systems.



Series 450 Shallow Stormwater Pit

Series 450 Deep Stormwater Pit



Series 450 Riser


EI CODE	PRODUCT DESCRIPTION	KC's	CAPACITY
80034	Series 450S Stormwater Pit Case only	5.6	61.5L*
80001	Series 450D Stormwater Pit Case only	8.0	75L*
80035	Series 450 Stormwater Pit Riser	4.8	

*minimum capacity, due to the tapered nature of the pit, it will hold slightly more than the listed capacity


PRODUCT APPLICATIONS

Outdoor Areas
Non Trafficable Applications (Class A)
Light Traffic Load (Class B)
High rainfall and waterflow areas
Gardens

GRATE OPTIONS



COVER OPTIONS



Some grate options are available in complete units for both Deep and Shallow. They are also sold as separates - pit only and grate only. Grates for 450 series come in a variety of Class A and B, please refer to specific grate for details



Polymer
Warranty



Metal
Warranty

If you are after Revit files or additional information, get in touch with us for more details:
marketing@everhard.com.au

Stormwater Series 450

PIT AND GRATES




SPEC PACK

21433 - Series 450 Squareline HP Heel Friendly Grate




21479 - Series 450 Concrete Cover
Available in plain, or with 'ELECTRICITY' or 'COM-CAB' embossed



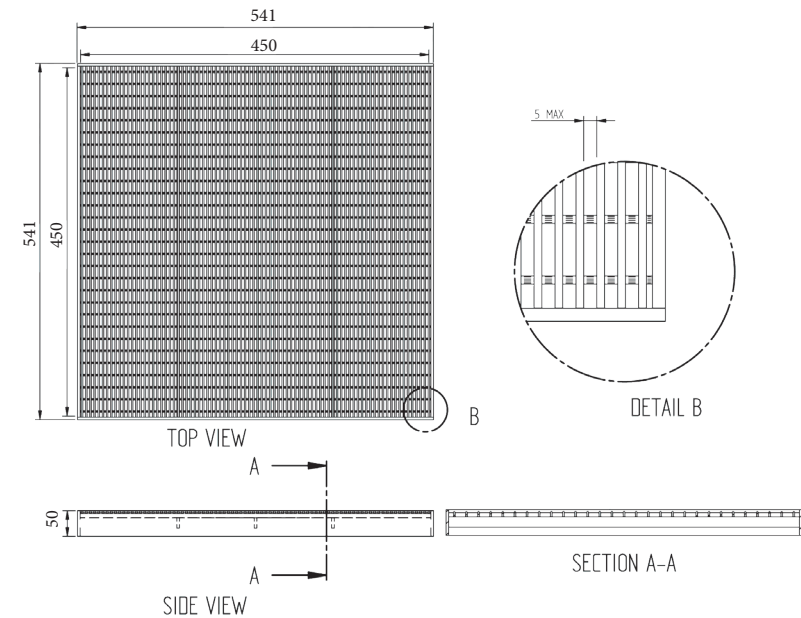
84921 - Series 450 Polymer Cover



97848 - Series 450 EuroDesign 316 Stainless Steel Heel Friendly Grate Only



97849 - Series 450 EuroDesign 316 Stainless Steel Heel Friendly Anti- vandal Grate Only



Stormwater Series 450

PIT AND GRATES



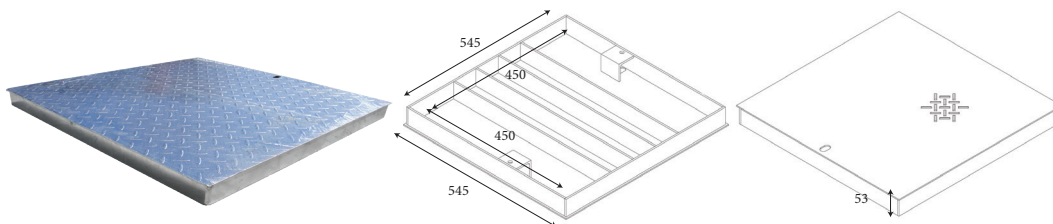
SPEC PACK

Stormwater Pit Grates- Series 450


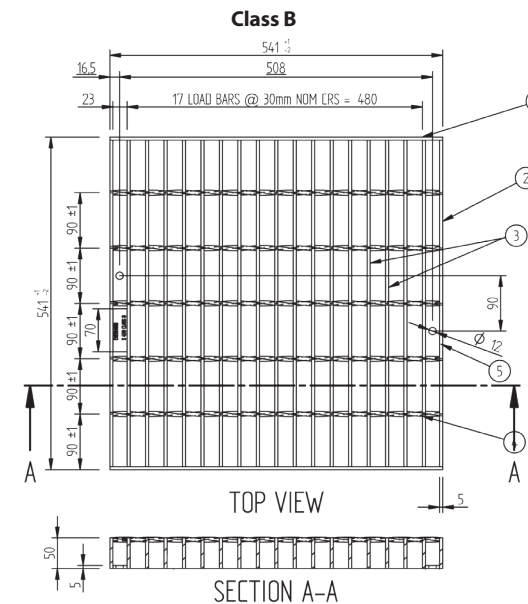
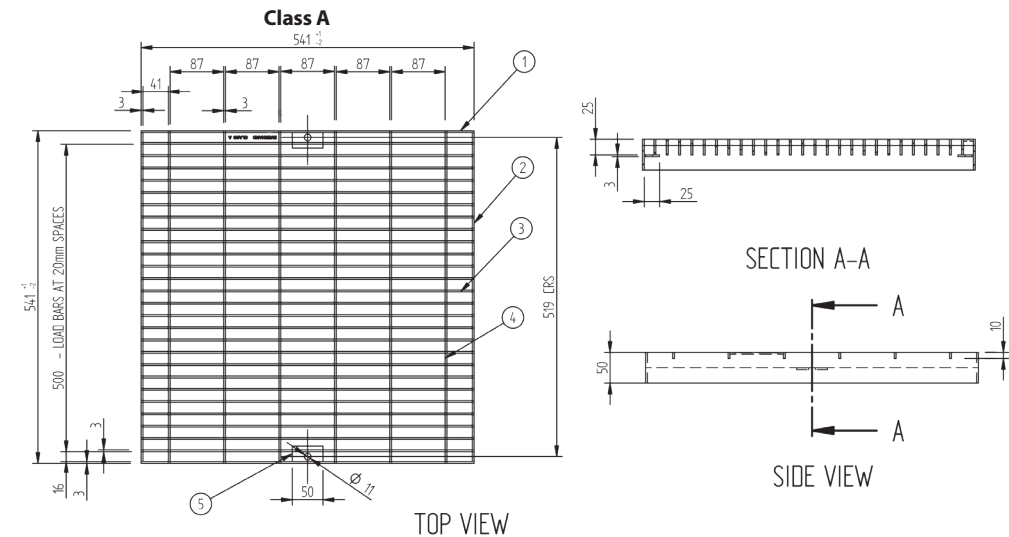
There is a variety of grates available to suit the Series 450 Stormwater Pits. Please check each grate details to ensure it is appropriate for your chosen application.

EI CODE	PRODUCT DESCRIPTION	CLASS LOADING	CLEAR OPENING	FRAME SIZE	GRATE DEPTH	OPEN AREA	WEIGHT (KG)
21041	Series 450 Pit Galvanised Grate Only	A	450 x 450	541 x 541	50		14.00
21042	Series 450 Pit Galvanised Grate Only	B	450 x 450	541 x 541	50		21.00
21433	Series 450 Squareline HP Heel Friendly Grate	A	531 x 531	541 x 541	50		21.1
97848	Series 450 Eurodesign 316 Stainless heel safe Grate Only	A	450 x 450	541 x 541	50	147,081 sqmm	21.00
97849	Series 450 Eurodesign 316 Stainless heel safe anti-vandal Grate Only	A	450 x 450	541 x 541	50	147,081 sqmm	20.00
21479	Series 450 Concrete Cover	B		541 x 541			
84921	Series 450 Polymer Cover	A		541 x 541			
21050	Series 450 Galvanised Steel Checker Plate Cover	A	450 x 450	545 x 545	53		13.00
21051	Series 450 Galvanised Steel Checker Plate Cover	B	450 x 450	545 x 545	53		15.3
21090	Series 450 Bolt down Galvanised Steel Checker Plate Cover	A	450 x 450	545 x 545	53		15.5

21050, 21090 & 21051- Series 450 Galvanised Checker Plate Cover



21041 & 21042 - Series 450 Galvanised Grate Only



Stormwater Series 450

PIT AND GRATES



SPEC PACK

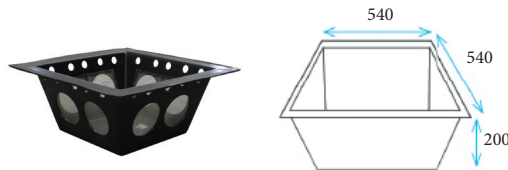
Stormwater Pit Accessories - Series 450

To get the most effective use out of your stormwater pit there is some suggested accessories that can be used to allow for seamless installs and waterflow. To find out more information on each particular accessory, please check the Everhard website product pages by search the code.

97904 - SQID 450 Stormwater Management Device

Guards against pollutants and other debris being washed into our oceans via our ecologically fragile rivers and streams. Pit Pollutant Traps can simply be fitted underneath the grate which will then hold it in place.


540 L x 540 W x 200mm H | 3kg



13501 - Trash Screen V Basket to suit 450 Pit

The EVERHARD Trash Screen is a rigid "Vee" which fits closely into the throat of the Pit below the Grate. These are designed to be simply placed into position under the standard Steel Grate to provide an efficient and cost-effective guard against trash entering the stormwater drains.

540 L x 540W | 13kg



WEIGHT 13KG

80080 - Pit Boss

Eliminates poor pipe connections to polypropylene pits due to subsidence of the ground or poor installation connections.

130 L x 130 W x 55mm H | 0.14kg

