

XTRATREAT® FILTER

INSTALLATION MANUAL



CLEANER GREY WATER

The XtraTreat septic tank outlet filter will significantly improve the quality of effluent leaving the tank and prolong the life of trenches.

FIT NEW OR RETRO-FIT


XtraTreat is available as an optional extra with all Everhard tanks. Some councils now insist on filters in all septic tanks.

The filter will fit all Everhard pre-cast concrete and polymer tanks and can easily be retro-fitted to existing EVERHARD tanks. Type A filter fits all Everhard concrete septic tanks. Type B filter, as shown, fits all Everhard plastic septic tanks. Any tank can be adapted to easily fit XtraTreat.

SIMPLE DESIGN

XtraTreat has been designed to drastically reduce the levels of solids leaving the tank. The polypropylene webbing filter prevents the passage of any particle larger than 3.5mm diameter. This ensures better anaerobic digestion in the tank and a much longer life for trenches.

The Everhard XtraTreat filter consists of six cylinders of everlasting polymer webbing, offering optimum surface area. The filter has a robust injection moulded handle which makes it easy and safe to install, and even easier to operate and inspect.



XTRATREAT® FILTER

INSTALLATION MANUAL

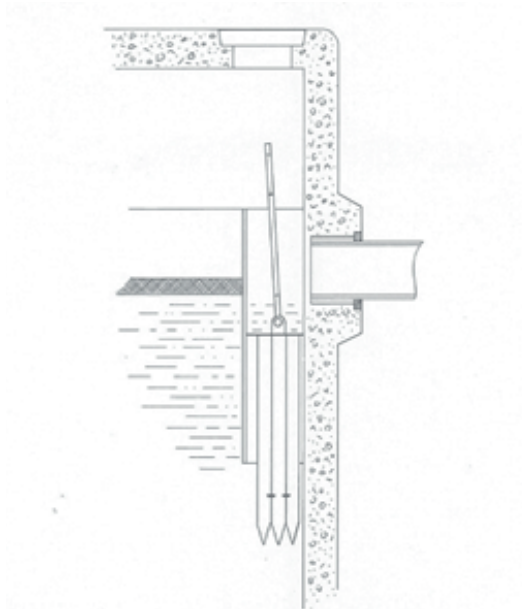


EASY INSTALLATION

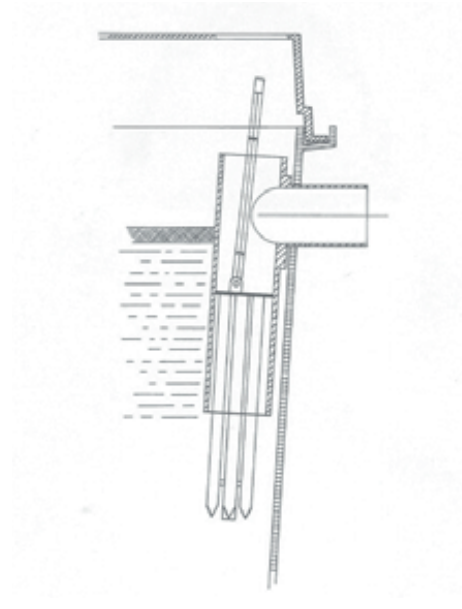
For concrete and plastic tanks, simply remove the tank inspection cover and insert filter tube bundle ends through the inspection opening into the top of the outlet. Push down until the XtraTreat handle cross-piece is at the top of the baffle.

For cleaning, simply lift the handle and hose the filter into the tank. Reinsert Xtra Treat filter into outlet and replace inspection cover.

Safety note: When inspecting or handling any septic tank parts, adhere to Workplace Health & Safety requirements.



INSTALLATION DETAILS
FOR CONCRETE SEPTIC
TANKS



INSTALLATION DETAILS
FOR POLYMER SEPTIC
TANKS